

**FORMAX**®

HERE BEGINS YOUR ULTIMATE VALUE

**FMC** Series  
High Water Temperature  
Controller

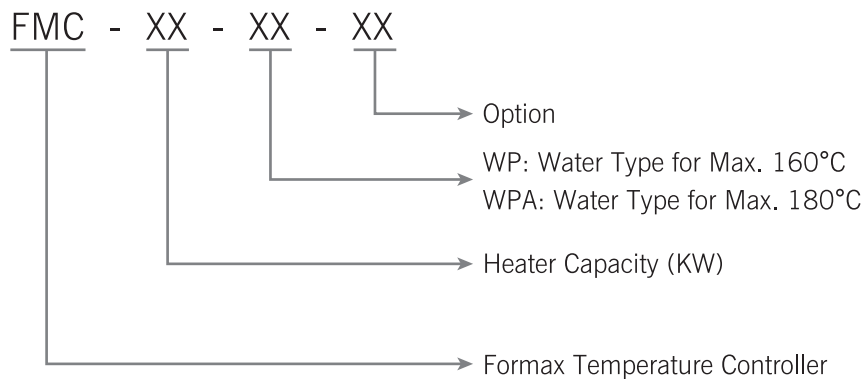
FMC-9WP



Please read the brochure carefully before operation.

# FMC-WP&WPA High Water Temperature Controller

## ■ Coding Principle



## ■ Features

- PID temperature controller with digital display and actual temperature.
- Reservation timer for 0~9999 mins. The temperature unit (C/°F) is changeable also.
- Adopts high efficiency water cycle pump which can meet the demands of temperature control for precise molds and mold loop with minor diameter to achieve precise temperature control and high efficiency heat exchange.
- The control box and mechanical are designed in isolation, so the life of circuit is extended also.
- Safety devices include power reverse phase protection, pump overload protection, overheat protection and media shortage alarm that can automatically detect abnormal situation and alarm via buzzer.
- Automatic refilled water and exhaust function.
- Equipped RS485 to realize central monitoring online.
- Rapid heating and cooling and stable temperature.



Magnetic Pump Standard for FMC-WPA

## ■ Application

FMC-WP&WPA series water temperature controllers have standard model (160/180°C) which is used to heat up the mold and maintain temperature, also this model can be used in other similar applications. High temperature water from the mold is returned to the

cooling tank and cooled by indirect cooling. It is then pressurized by the high-pressure pump, sent to the heating tank and finally to the mold with a constant temperature. The newly applied PID temperature control can maintain accuracy and stability.

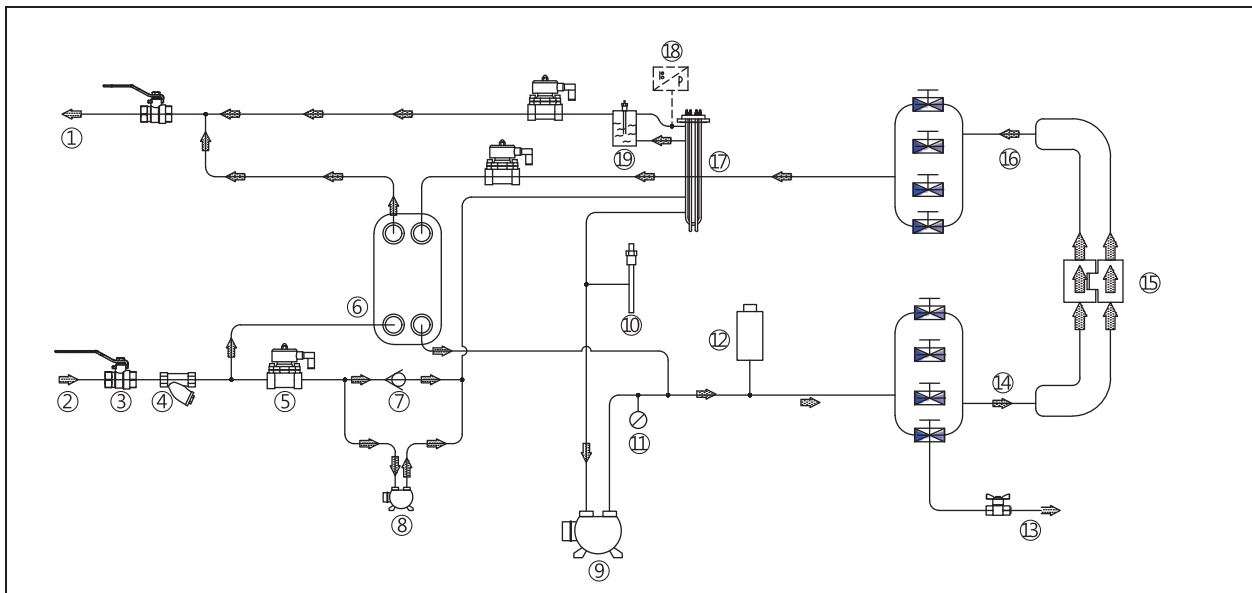
## ■ Options

- Electrical circuit built to comply with CE safety equipment as option.
- Automatic water drain function when changing the mold (Denotes "L").
- Water filters as option (Denotes "F").
- External PT100 (Denotes "PT100").

## Working Principle

High temperature water returns to the machine and then be pressure by pump to the heater. After being heated, water will be forced to mold and continue the circle. In the process, if the water temperature is too high, the system will activate the solenoid valve to let cooling water cool down the temperature directly until the temperature is down to the system requirement. If

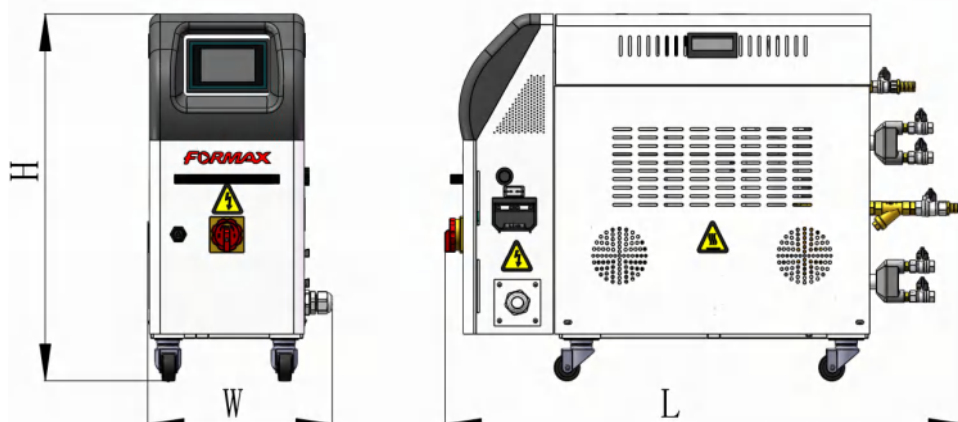
the temperature keeps increasing and reaches to the set point of ultra-high temperature, system will sound high pressure alarm and stop operation. When cooling water pressure fails to reach the set value, pressure switch will send a signal of water storage to launch low pressure alarm and machine stops.



FMC-WP&WPA System Flow Drawing ( Indirect Cooling )

- |                        |                  |                         |                        |
|------------------------|------------------|-------------------------|------------------------|
| ① Cooling water outlet | ⑥ Heat exchanger | ⑪ Pressure gague        | ⑬ Hot media out        |
| ② Cooling water inlet  | ⑦ Check valve    | ⑫ Pressure relief valve | ⑭ Heater               |
| ③ Ball valve           | ⑧ Booster pump   | ⑬ Discharge port        | ⑮ Pressure switch      |
| ④ Filter               | ⑨ Pump           | ⑭ Hot media in          | ⑯ Floating ball switch |
| ⑤ Solenoid valve       | ⑩ Themocouple    | ⑰ Mold                  |                        |

## Outline Drawings



## ■ Specifications

Modle	FMC-	9WP	12WP	24WP	9WPA	12WPA	24WPA
Temperature Range	°C	50 ~ 160					
Media		Water					
Heater	kW	9	12	24	9	12	24
Cooling Way		Direct Cooling					
Cooling Capacity	Kcal/hr	9000	10800	25200	9000	10800	25200
Pump	Type	Gear pump			Magnetic pump		
	Power(Kw)	0.75	1.5	2.2	0.75	1.5	2.2
	Max. pressure (Kg/cm <sup>2</sup> )	4.5	7	6	5	7	9
	Max. output (Ltr/min)	50	85	120	50	90	90
Booster Pump	kW	0.48					
Total Power	kW	9.75	13.5	26.2	9.75	13.5	26.2
Min. Water Pressure	Kg/c m <sup>2</sup>	2					
Cooling Water Pipe	Inch/set	1/2" PT					
★ Splitter and Connector	Inch/set	3/8" PT 4 inlet / 4 outlet		3/8" PT 6 inlet / 6 outlet		3/8" PT 4 inlet / 4 outlet	
★ Teflon Hose	Inch/set	3/8"-2.5M*8		3/8"-2.5M*12		3/8"-2.5M*8	
Dimension(LxWxH)	mm	970*380*700		960*430*820		970*380*700	
Weight	kG	50	60	60	50	60	70

- Note: 1) To ensure the stability of the heating temperature, the working pressure of cooling water neither lower 2bar nor exceed 5 bar  
 2) Pump testing standard : power of 50/60 Hz, purified water at 20°C(There is ±10% tolerance for either max. flowrate, or max. pressure)  
 3) Power supply : 3Ø , 400VAC , 50Hz  
 4) ★ Stands for options

Specifications are subject to change without prior notice.

# FORMAX®

China  
**Formax Plastics Automation, Inc.**

Dongguan  
 No. 9, Taida Road, Chang'an Town, Dongguan City,  
 Guangdong Province, China  
 Tel. +86-769-3899-9898 Fax. +86-769-8533-3467

Kushan  
 No.138-20, Hengshan Road, Kunshan, Jiangsu, China  
 Tel. +86-512-5700-8308 Fax. +86-512-5700-8306

Taiwan  
**Formax Equipment Inc.**

No.12, Ln.12, Anzhong st., Luzhu Dist.,  
 Taoyuan City, Taiwan  
 Tel. +886-3-2121-725 Fax. +886-3-2127-960

[www.formaxpa.com](http://www.formaxpa.com)  
[www.formax88.com](http://www.formax88.com)



2024-8 All rights reserved.