

FORMAX®

HERE BEGINS YOUR ULTIMATE VALUE

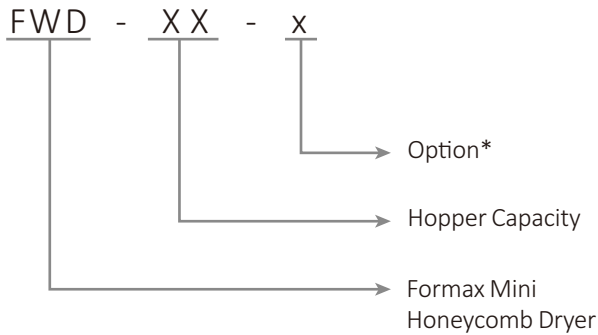
FWD Series
Mini Honeycomb Dryer

FWD-50

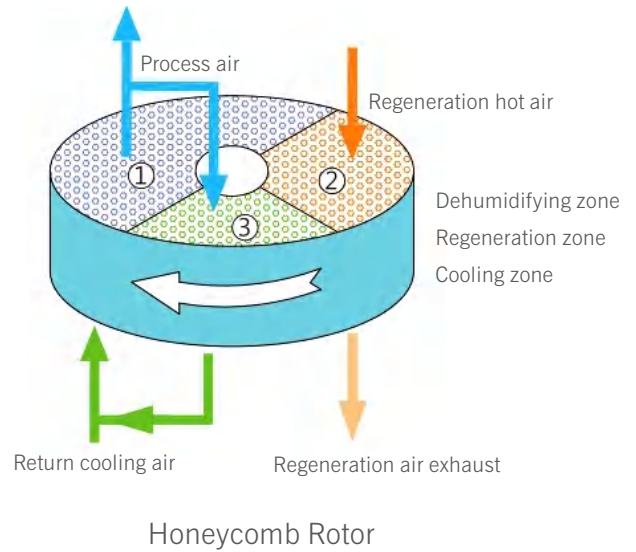


Please read the brochure carefully before operation.

■ Coding Principle



Note* : DP=Dewpoint Meter
 ES=Insulation Energy Saving Function
 P=Polish Interl Hopper



■ Features

- Combine the function of dehumidifying and drying into a single unit, Simple and easy to configure, high performance.
- Hot air recycler as standard for saving energy, no exhaust of hot air and dust, and environmental protection.
- Standard with hopper base.
- Heat preserved drying hopper adopts down blowpipe design to avoid of heat lost and improve drying efficiency.
- Closed-loop device eliminates the risk of moisture re-absorption and prohibits the air flowing inside.
- Standard PID temperature control saves energy cost.
- The honeycomb rotor service life is at least 6 years and can be cleaned by water.
- The multiple safety protection device.

■ Options

- Dewpoint Meter:range-60~+20 ,accuracy $\pm 2^{\circ}\text{C}$,output is adjustable.It also supports to detect the dew-point, temperature, humidity, and PPM and parameter can be chosen.
 The user can use it in up to 20bar environment.



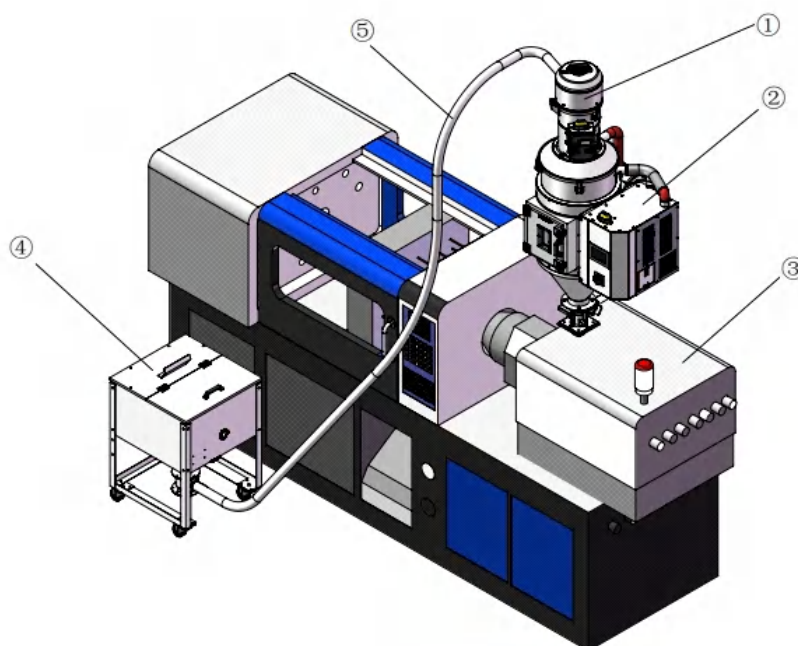
Dew Point



Operating Interface

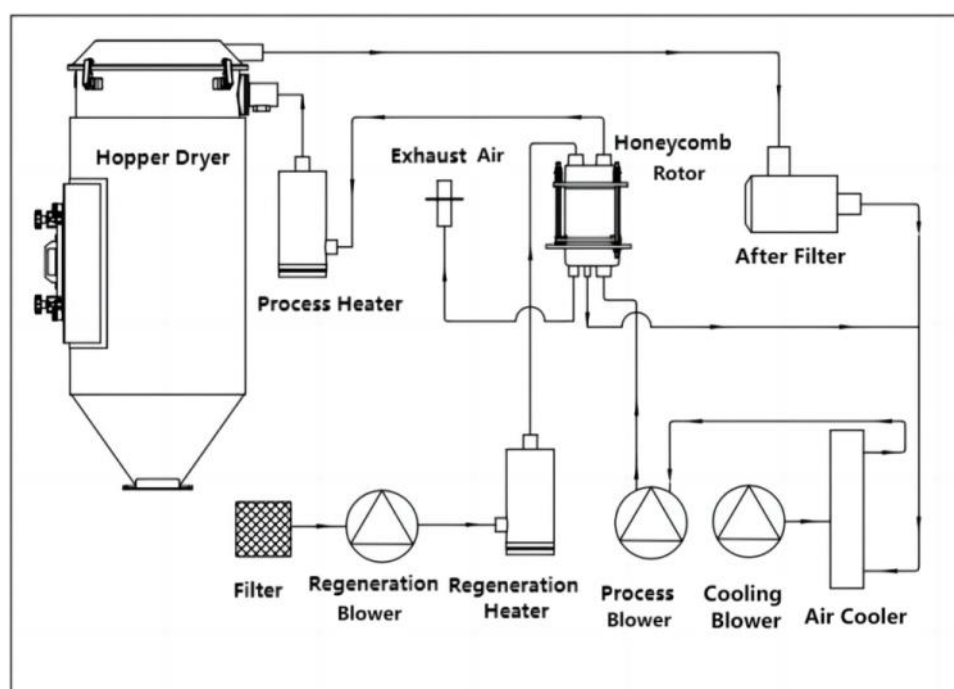
■ Application

- ① Hopper Loader
- ② FWD Honeycomb Dryer
- ③ Injection Molding Machine
- ④ Material Storage Tank
- ⑤ Material Pipe



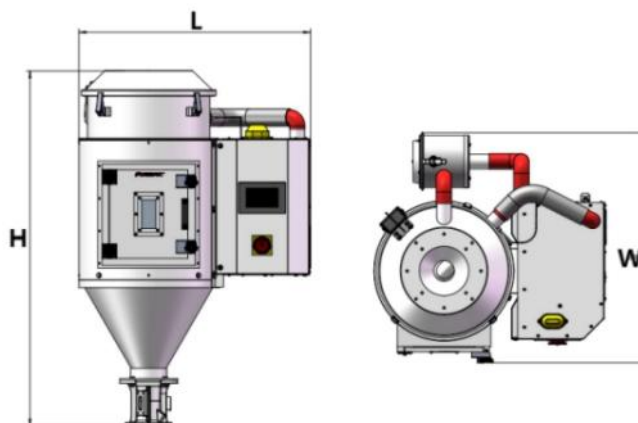
■ Working Principle

Dehumidifying and drying: the honeycomb rotor is divided into a process, regeneration, and cooling zone by the casing structure and heat resistance air sealing. High moisture air is drawn into the honeycomb matrix of the rotor through the return air filter by the process blower. When the air is passing through the honeycomb matrix, moisture in the air is absorbed and dried air is discharged from the process outlet by the process blower. The rotor absorbed moisture is rotated into the process zone before it is saturated. At the same time, the cooling air is drawn from the counter side through the regeneration filter and is heated and enters the regeneration zone of the rotor and disturbs the moisture absorbed in the rotor and then is exhausted to the outside by a regeneration blower. This cycle of operation is continuously conducted.



FWD Working Principle

■ Outline Drawings



■ Specifications

Model	FWD	FWD-15	FWD-30	FWD-50	FWD-75	
Dehumidifying Air	CMH	50				
Hopper Dryer	KG	15	30	50	75	
	Ltr	25	50	80	120	
Dewpoint	°C	-40				
Drying Temperature	°C	150				
Process Blower	W	75				
Process Heater	W	1600				
Regeneration Blower	W	8				
Regeneration Heater	W	1600				
Cooling Blower	W	8.6				
Dehumidification Method		Honeycomb Rotor				
Rotor Gear Motor	W	24				
Air Inlet	Inch	2				
Air Outlet	Inch	2				
Compressed Air	Bar	4~6				
Hopper Base		HB-25	HB-25	HB-50	HB-50	
Voltage		1Ø, 230VAC, 50Hz				
Total Power	W	3500				
Dimension	L	mm	670	740	800	900
	W		670	730	800	880
	H		930	1105	1230	1330
Weight	KG	60	65	75	80	

Notes: 1) Plastic materials can be fully dried by drying air with dew point $\leq -20^{\circ}\text{C}$

2) Power Supply: 1Ø, 230VAC, 50Hz

Specifications are subject to change without prior notice.

FORMAX®

China

Formax Plastics Automation, Inc.

Dongguan

No. 9, Taida Road, Chang'an Town, Dongguan City,

Guangdong Province, China

Tel. +86-769-3899-9898 Fax. +86-769-8533-3467

Kushan

No.138-20, Hengshan Road, Kunshan, Jiangsu, China

Tel. +86-512-5700-8308 Fax. +86-512-5700-8306

Taiwan

Formax Equipment Inc.

No.12, Ln.12, Anzhong st., Luzhu Dist.,

Taoyuan City, Taiwan

Tel. +886-3-2121-725 Fax. +886-3-2127-960

www.formaxpa.com

www.formax88.com



2024-8 All rights reserved.